



**Fédération  
Cynologique  
Internationale**

For Dogs Worldwide



## ***FCI MODEL FOR THE STABIJHOUN***

***POWERPOINT PRESENTATION OF YOUR FCI RECOGNIZED NATIVE BREED(S)***

*(FCI General Committee, Helsinki, October 2013)*

## **Breed by Breed Education**


*(FCI Show Judges Commission, Cartagena, February 2013)*

# Breed


## **Stabijhoun**

- ← *FCI Group 7 Breed number 222*
- ← *Date of publication of the official valid standard  
09/01/1999*

# History of the breed


- Multipurpose dog from the poor farmers.
  - Used as an all round hunting dog, guarding the yard, keep the yard free from mice and rats and has a great reputation for catching moles and polecats.
  - Origin in Friesland, the northern part of Holland, and during the beginning of the 20<sup>th</sup> century crossbred with the Wetterhoun (the other Frisian breed).
- 

# History of the breed

- Because of the crossbreeding, we almost lost two unique breeds.
  - First breeding standard in 1944.
  - At this moment most of the Stabijs are pets and they do well in the different sports (agility, etc.)
  - Some dogs are used for hunting. Because of their independent and somewhat stubborn nature, you must be patient and consistent.
  - They are very good at tracking.
- 

# Work and character

- Multipurpose dog, including hunting
- Famous for the mole catching. They traveled a lot in a basket on a bike. The fur was very valuable that time.
- The Stabijhoun is a sturdy dog without any exaggerations. Everything is functional.



# Work and character

- The Stabijhoun is obedient, but not so easy. He can be mischievous and independent. With training you must have patience. He's definitely not servile.
- In the beginning he can be a bit shy, but when he knows you, you're in his heart forever.
- When judging, approach them gently and it's okay. The Stabijhoun should not be nervous or fearful.



# Breed standard

## **GENERAL APPEARANCE**

*Balanced, sturdily built, long-haired pointing dog; rectangular in shape, neither too coarse nor too refined in build. Skin without folds nor dewlap. Lips not pendulous.*

Sturdily built is important and we see this more often in this breeding standard. But don't exaggerate on this. The Stabij should never look like a molosser!

# Breed standard

## GENERAL APPEARANCE - Rectangular



Slightly longer than high ( $\pm 10\%$ )



# Breed standard

## GENERAL APPEARANCE



Too stretched



Too square

# Breed standard

## GENERAL APPEARANCE



Heavy head with dewlaps



Dry head  
without folds or dewlaps

# Breed standard

## GENERAL APPEARANCE



Pay attention also to the length of the legs.  
They should be (almost) equal to the length from  
the elbow to the withers

# Breed standard

## ***BEHAVIOUR / TEMPERAMENT***

*Devoted, soft and gentle as a pet, intelligent, obedient, easy to train, relaxed, good guarddog, not vicious or snappy.*

This is maybe a bit too optimistic. They are devoted, soft, gentle and intelligent. But don't have big expectations about their being obedient and easy to train. You don't get that for free!

# Breed standard

## HEAD

*Dry, in balance with the body, showing more length than width. Skull and muzzle equally long.*



*Nice head*



# Breed standard

## HEAD

In the real world, the Stabijs are a bit shorter in muzzle than the length of the skull



Good muzzle



Muzzle too short

# Breed standard

## CRANIAL REGION :

### **Skull:**

*The skull should be slightly rounded, not narrow, but without giving the impression of being broad. It merges with a slight rounding into the cheeks.*

# Breed standard

## CRANIAL REGION :



skull too round



skull too broad



# Breed standard

## CRANIAL REGION :

**Stop:**        *Only slightly indicated.*



*Good Stop*



*Too abrupt, deep stop*

# Breed standard

## **FACIAL REGION :**

### **Nose**

*Black for dogs with a black ground colour, brown for dogs with a brown or orange ground colour. Nose well developed, not split; nostrils well open.*



# Breed standard

## **FACIAL REGION :**

### **Muzzle:**

*Powerful, tapering gradually to the nose, without getting pointed. Bridge of nose straight, wide, viewed from the side neither concave nor convex.*

# Breed standard

## Muzzle:

*The bridge of the nose should be nice and straight.*

*The last part, which is just cartilage, may be drooping a bit. You can lift the nose tip to see and feel if the nose bridge (the bone) is straight.*

*When rounding occurs, as we see in a rams-nose (convex) or a dish-faced (concave) nose, it is less desirable.*

*The muzzle should be full, but tapering a little bit to the nose.*



# Breed standard

## FACIAL REGION :

Lips:

*Tight and not pendulous.*



*Nice tight lips*



*Lips less tight but acceptable*





# Breed standard

*Too much lip. Not tight and too pendulous.*



# Breed standard

## **FACIAL REGION :**

Jaws/Teeth:            *Teeth strong, with scissor bite.*

Cheeks:                *Barely developed.*

Level bite is less desirable



# Breed standard

## Eyes

*Set horizontally, medium in size, round, with tight lids, without showing haw; neither protruding nor deep set.*

The stabijhoun should have a soft, gentle and intelligent expression.

In the breed standard a “round eye” is written, but it shouldn’t be too round, but more oval.

Sometimes we see the oval “egg-shaped” eyes, as we see in the Wetterhoun. This is not preferred for the Stabijhoun.



# Breed standard



*Good eyes*



*Eyes too round*



*Egg-shaped eye (correct for the Wetterhoun)*

# Breed standard

## Eyes

Colour: *Dark brown for dogs with black ground colour, brown for dogs with a brown or orange ground colour.*

*Bird-of-prey eyes are objectionable.*

The color of the eye defines the expression.  
An eye that is too light can give a harsh expression.

# Breed standard



*Good color of the  
eye for brown*



*Good color of the  
eye for black*

# Breed standard



*Acceptable light colour  
of the eye*



*Definitely not acceptable  
colour*

# Breed standard

## Leathers / ears

*Set fairly low.*

And, of course, ask for the dog's attention. When the ears are perked up, the ears shouldn't be higher than the skull.



Good earset



A bit too high,  
but acceptable



Too high earset



Too low earset



# Breed standard

## ***Leathers / ears***

*Auricle so little developed that ear flaps hang closely, without a fold at the base, along the head.*



too strongly developed auricle



correct earset and auricle

Not admitted are ears with a strongly developed auricle which do not fold directly at the base of the ear, but further down, so that they do not hang flat against the head.

# Breed standard

In the breed standard, it says that the ears should hang flat against the head.

A little bit development of the auricle is fine.



Good ears



too flat ears



acceptable ears



too much



# Breed standard

## ***Leathers / ears***

*The ears are moderately long and have the form of a mason's trowel.*



Good form of the ear



Acceptable form of the ear





# Breed standard

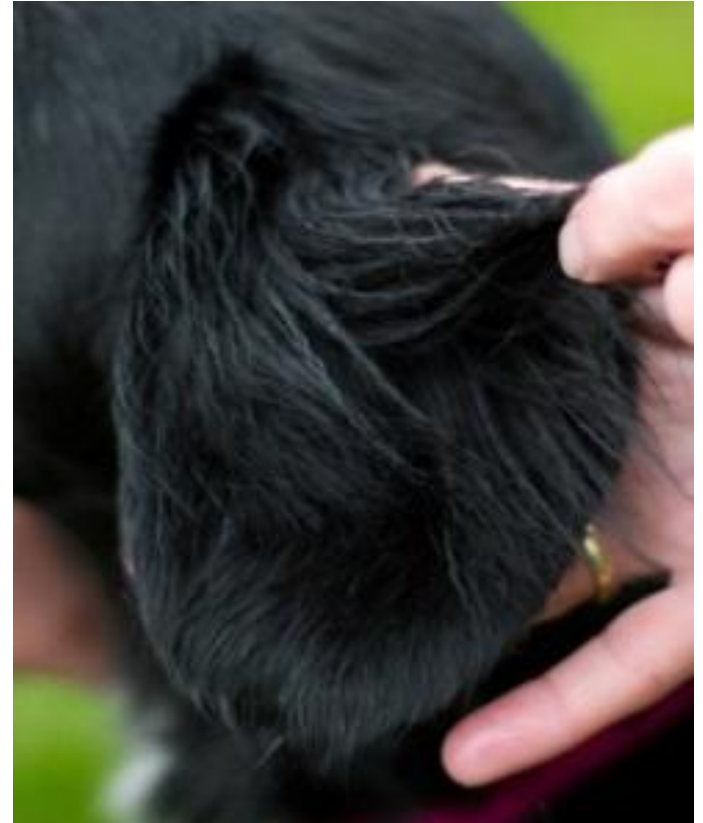


Here, the shape of the ears are all too round.

# Breed standard

## ***Leathers / ears***

*The feathering of the ear is a typical characteristic of the breed: rather long at the base of the ear, decreasing in length gradually to the lowest third of the ear.*



# Breed standard



The fur on the underside of the ear should be short. The fur on the top side of the ear should not be longer than the ear itself, its length decreasing from the top of the ear to the tip.

You can easily trim any fur that hangs past the ear by plucking the fur; never by cutting with a scissor! The hair on the ear shouldn't be longer than the ear itself.

# Breed standard

## **Neck**

*Short and round; head carried mostly low so that a blunt angle is formed between neck and topline.*

*The neck is slightly arched, without throatiness or dewlap.*

# Breed standard

## Neck

To fetch the game, the Stabij should have a strong neck; not a long or an elegant neck.

The short neck that is called for in the breed standard should not be taken too strictly. The neck should be long enough to catch the game, lift it and carry it, without disturbing the dog's movement.

A short neck is often an indication of a front that's placed too far forward.



# Breed standard

Good Neck



Too Short



Too Long

# Breed standard

The Stabij does carry his head low, merging into the body at an oblique angle.

This stance is less elegant than a highly carried neck, but it involves less effort and is better for their endurance.



# Breed standard

## **Chest**

*Viewed from the front rather broad, showing more width than depth, so that the forelegs are set rather wide apart.*

*Forechest not like a keel, not reaching lower than to the elbows.*

*Ribs well rounded; back ribs well.*



The chest should be rather broad.  
The front legs are a bit wide apart, but must be under the body.  
The elbows should be close to the chest.



# Breed standard

**Body**      *Powerful.*

*Back : Straight, rather long.*

*Loins : Powerful.*

*Croup : Only slightly sloping.*

*Belly : Only moderately tucked up.*




# Breed standard

## Tail

*Long, reaching to the hock, not set high. At ease carried downwards, its last third part may bend upwards in a gentle curve.*

*In action, the tail is lifted, but never so as to curl.*

# Breed standard



*Correct tail set when standing and in action*

# Breed standard



*Happy tail*



*Curly tail*



*Spiral tail*


# Breed standard

## Tail

*The tail is covered with longer hair all around, without curls or waves, not feathered, but bushy.*



*Feathered tail  
(not desirable)*



*Good bushy tail  
(gives a rich and full appearance)*

# Breed standard

## Forequarters

*Shoulders : Shoulder blade close to the chest, well laid back; shoulder joint well angulated.*

*Forearm : Powerful and straight*

*Pasterns : Straight, not sloping.*

*Forefeet : Toes well developed and arched, neither catfeet nor harefeet; pads tough*



# Breed standard

## *Forequarters*

Some of Stabijs have too short of an upper arm. Because of this, you get dogs that are too cloddy (low to the ground and the elbow is not level to the chest).



# Breed standard

## *Forequarters*

Sometimes we see a forehand that is placed completely too much to the front.

The neck looks short and the front legs are not placed properly under the body.



# Breed standard


## Forequarters



*Good*



*Too narrow*




*Too broad*



# Breed standard

*The feet of the Stabijhoun should be more oval than round. The pasterns should be on a slight diagonal so the dog can absorb the shocks while walking, running and jumping.*



*Good feet*



*Weak feet*



*Steep pasterns*

# Breed standard

## Hindquarters

*Powerful, well angulated.*

*Lower thigh: Not too long.*

*Hock joint: Set low.*

*Rear pastern: Short.*

*Hind feet: Round with well-developed pads.*



# Breed standard

We see quite often a Stabijhoun with a too steep a pelvis. They can't show powerful movement and are standing (a bit) tucked under. The perpendicular line from the pelvis to the ground doesn't end in the middle of the feet.



*Correct hindquarters*

# Breed standard



*Standing too much tucked under*



*Too much angulation in the rear  
(too long lower thigh)*

# Breed standard



*The Stabij often stands sickle hocked.  
(Don't be too hard on that).*

# Breed standard

Cow hocked is also seen quite often.



*Good rear  
(but happy tail set)*



*Cow hocked*



# Breed standard

## Coat

*Long and smooth all over the body.*

*Only over the croup there may be a slight wave.*

*The coat on the head is short.*

*The coat at the back of the forelegs and at the breeches is well developed, more bushy than feathered.*

*A somewhat curly coat indicates crossbreeding; therefore dogs with that sort of coat should not be recognized as Stabijhoun.*



# Breed standard

The coat is more partially long with good feathers than longhaired. We often see a slight wave of a coat that tends to curl or show an open coat.

Neutering dogs (males and females) has a negative influence on the coat condition. It becomes longer, smooth and tangles very easily.

The feathers on the back of the front legs are too short to be bushy and so it is just feathered.

# Breed standard



*Good coat for female*



*Good coat for male*

# Breed standard



*Too short coat*



*Castrated coat*



*shaved coat  
(same dog)*



# Breed standard



*Too wavy or curly*



*Coat Too Open*




# Breed standard



*Bushy tail and pants*



*Feathered tail (no pants)*



*Good feathers on the front legs*



# Breed standard

## Color:

*Black, brown or orange, with white markings.  
Ticking or roan in the white is permitted.*

# Breed standard

The color of the Stabijhoun is mostly white with black patches.



They are also seen in white and brown.

And there are a few “blue” roans (where white hairs mingle with the colored hairs, sometimes giving a bluish look to black dogs).



# Breed standard

The color orange is also written in the breed standard, but we don't know exactly which kind of orange color they mean.

At a minimum, they must have a brown nose, so it could be a variant on the type brown.

# Breed standard

There are dogs that are predominantly colored, as well as dogs that have only a colored face and a colored patch at the tail set (or even without the colored tail set).

You also will find the ticking or spots in different degrees, from none to a completely grey dog.

All these combinations are allowed in our breed. We may prefer a completely black or brown head, but a blaze or small patch is not considered a fault.

# Breed standard



*Almost white or almost black; they are both allowed,  
Although a mantle is a little less desirable*



# Breed standard



*Blazes are allowed*

# Breed standard



*Blazes big as these,  
we don't see very often anymore*



*White around the nose  
is also possible*

# Breed standard



*Ticking is allowed in every degree*



# Breed standard



*Quite often we see tricolors. This color is not allowed in the breed standard.*

*Tricolor (tan) we can find on the legs, at the inner side of the ears, above the eyes and/or under the tail.*

*How small the spot is does not matter;*

*only one little spot is enough to be declared as a tricolor.*

# Breed standard

## **Size**

*Ideal size for dogs: 53 cm.*

*Ideal size for bitches: 50 cm.*

When the dog is well balanced though, he is forgiven for being a little too small or too high. After all it is an ideal size .



# Breed standard

## **Movement:**

The movement is discussed in the breed standard.

If we may make a proposal, it would be this:

*Powerful, harmonious, with good drive and covering a lot of ground.*

*When viewed from the front, the Stabijhoun shows a bit broad.*

*During movement, the head is carried low.*

*The tail is carried in action above the topline with a slight bow.*

# Breed standard

We often see a high tail action, but it should not be bent over the back or in a curl.

The Stabij moves with a normal trot.  
Movement is not elegant, but functional (fit for function).


So if a Stabijhoun shows a fancy movement,  
it is definitely not typical!

# Disqualifying points

- At this moment, there are no disqualifying faults, other than the behavior and the absence of one or two testicles in a male.

# Disqualifying points

The major faults that the judges should be aware of are:

- Low legged
  - Elegant
  - Too heavy in head and body
  - Too steep pelvis / tucked under.
  - Front placed too far forward
- 

# Related breeds

- Breeds that have been used to develop this breed:



Drentsche Patrijshond



# Related breeds

- Breeds that have been used to develop this breed:



Small Münsterländer

# Related breeds

- Breeds that have been used to develop this breed:



Great Müntserländer



# Related breeds

Not really used for developing the Stabijhoun, but because of the Crossbreeding done in the beginning of the 20<sup>th</sup> century, we see still the influence of the Wetterhoun in the Stabijhoun. (Tail, head, eyes,)



Wetterhoun

# Problems to take into account


## Health problems

There are no health problems to take into account when judging. Sometimes we see improperly fitting eye lids.

For breeding, they must be tested in Holland for the hips. Epilepsy, heart problems and elbows are also sometimes seen in the breed.

# Problems to take into account


## Behaviour problems

- The Stabijhoun is a bit wary and can be shy in the beginning. Don't start with bending over the dog to judge him, but first let him get use to you by smelling your hand.
  - The Stabij must not be scared or shaking in the ring.
  - We rarely see aggressive dogs.
- 



# Problems to take into account

Movement is not a problem.

- They don't move fancy and because of the broad chest, they can be a little broad in front. The elbows must be close to the chest. Quite often they are too loose.
  - It is also common to see Stabijs with a steep pelvis, and we see that they can't make the power in the rear.
  - When walking, a lot of Stabijs have a tail that's carried too high or even in a curl.
- 

Thank you for  
your time in learning about  
Judging the Stabijhoun!

